

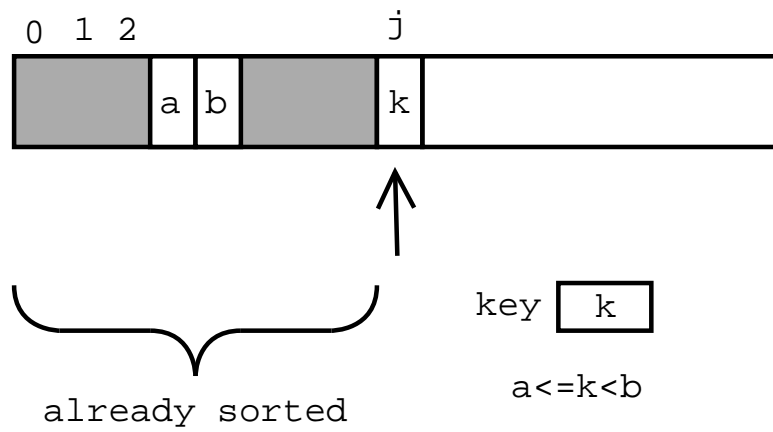
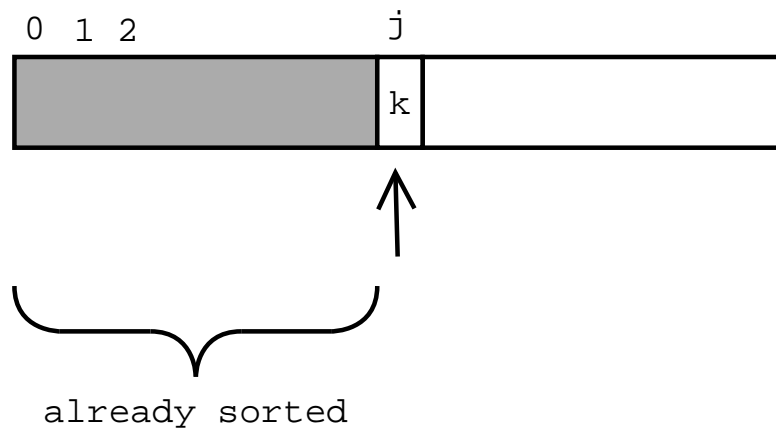
---

# Review

- Growing arrays:
  - Create new bigger array,
  - Copy contents of the old in the new
  - Adjust references
- Adding an object to an array
  - Check if the array is full
  - If not, add the object to the first available cell
  - Otherwise, grow the array and add it in the first available cell
- Sorting

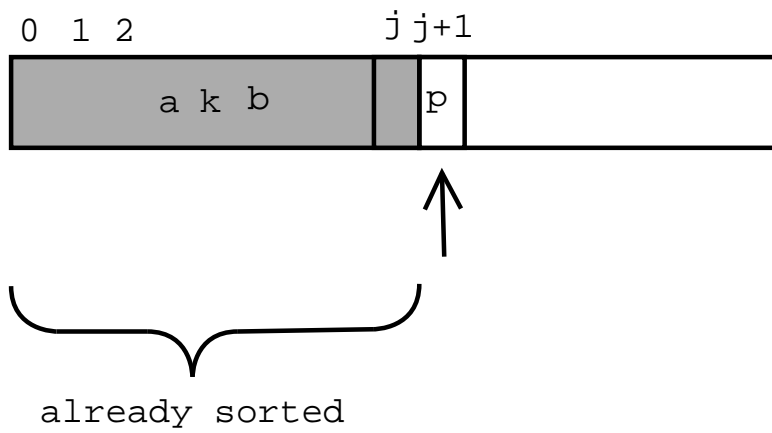
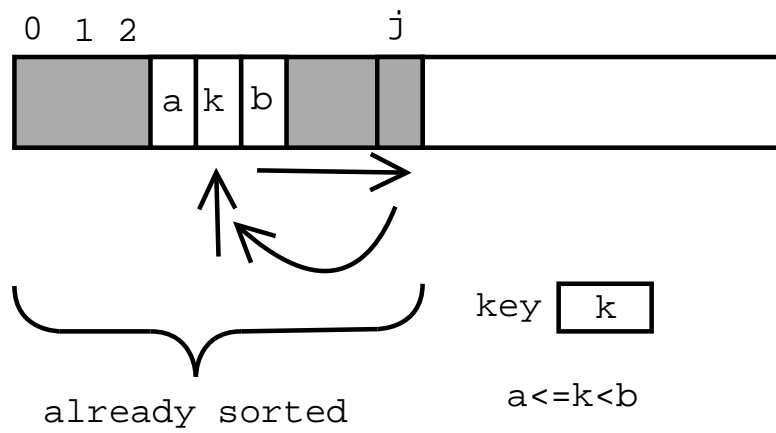
---

# Insertion sort



---

# Insertion sort



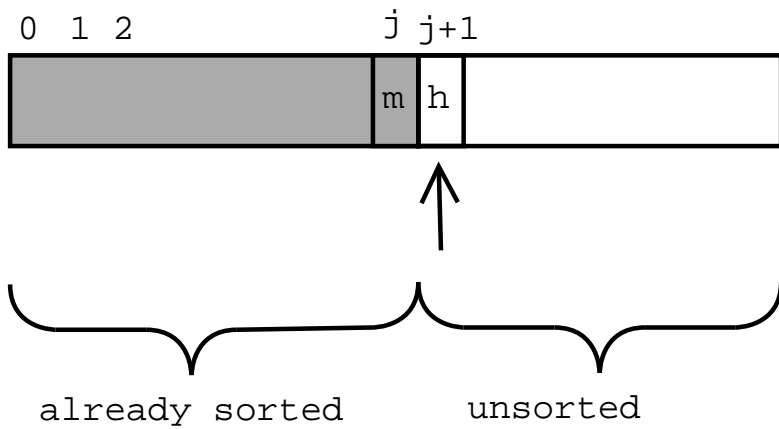
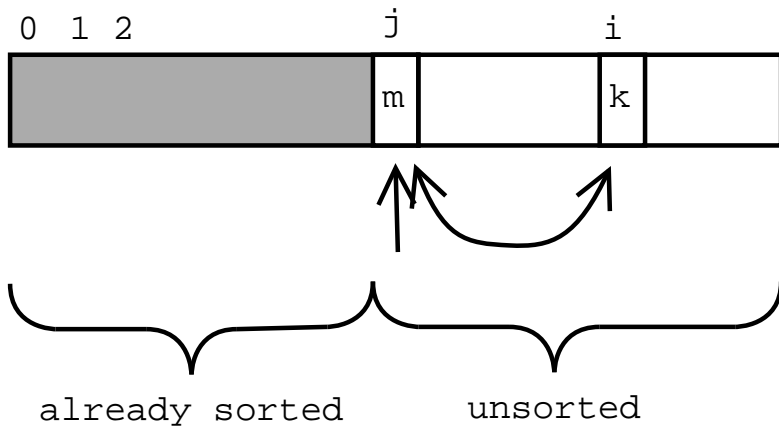
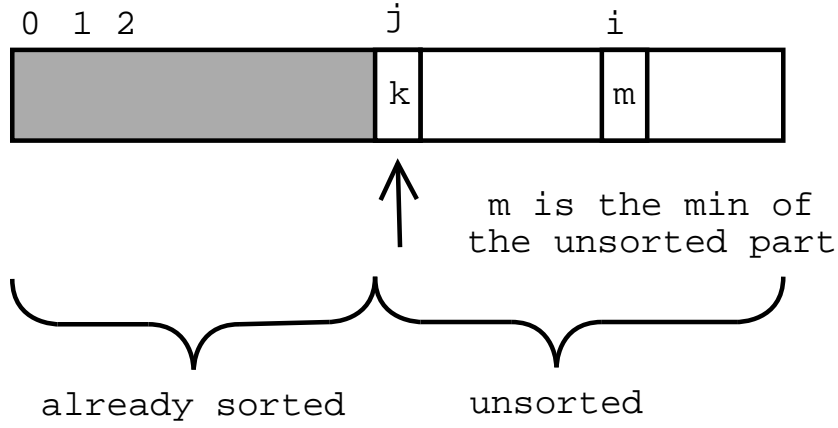
---

## Insertion sort

```
void insertion_sort(int[] a)
{
    int i, j, key;
    for (j = 1; j < a.length; j++) {
        key = a[j];
        i = j - 1;
        while (i >= 0 && key < a[i]) {
            a[i+1] = a[i];
            i--;
        }
        a[i+1] = key;
    }
}
```

---

# Selection sort



---

## Selection sort

```
void selection_sort(int[] a)
{
    int minimum, min_index, temp;
    for (int j = 0; j <= a.length - 2; j++) {
        minimum = a[j];
        min_index = j;
        for (int i = j + 1; i <= a.length - 1; i++) {
            if (a[i] < minimum) {
                minimum = a[i];
                min_index = i;
            }
        }
        temp = a[j];
        a[j] = a[min_index];
        a[min_index] = temp;
    }
}
```

---

## Sorting arrays of Objects

Choose a key, which can be compared.

```
class Movie {  
    private String title, director;  
    //...  
    public String get_title() { return title; }  
    public String get_director() { return director; }  
    //...  
}
```

---

## Sorting arrays of Objects

- Comparing strings: Lexicographical order
- The `compareTo` method from the `String` class
- `s1.compareTo(s2)` returns a negative integer if `s1` is lexicographically before `s2`, 0 if they are equal, and a positive integer if `s1` is lexicographically after `s2`.

```
String s1 = "aac", s2 = "aaf";  
int n = s1.compareTo(s2); // n = -3;  
String s3 = "aacgg";  
int m = s3.compareTo(s2); // n = -3  
int k = s3.compareTo(s1); // n = 2
```



---

## Sorting arrays of Objects

```
void insertion_sort(Movie[] a)
{
    int i, j;
    String key;
    for (j = 1; j < a.length; j++) {
        key = a[j].get_title();
        i = j - 1;
        while (i >= 0
            && key.compareTo(a[i].get_title()) < 0 ) {
            a[i+1] = a[i]; // copy the reference
            i--;
        }
        a[i+1] = key;
    }
}
```

---

## Sorting arrays of Objects

```
void selection_sort(Movie[] a)
{
    int min_index;
    String minimum;
    Movie temp;
    for (int j = 0; j <= a.length - 2; j++) {
        minimum = a[j].get_title();
        min_index = j;
        for (int i = j + 1; i <= a.length - 1; i++) {
            String current_key = a[i].get_title();
            if (current_key.compareTo(minimum) < 0) {
                minimum = current_key;
                min_index = i;
            }
        }
        temp = a[j];
        a[j] = a[min_index];
        a[min_index] = temp;
    }
}
```

---

## Linear search

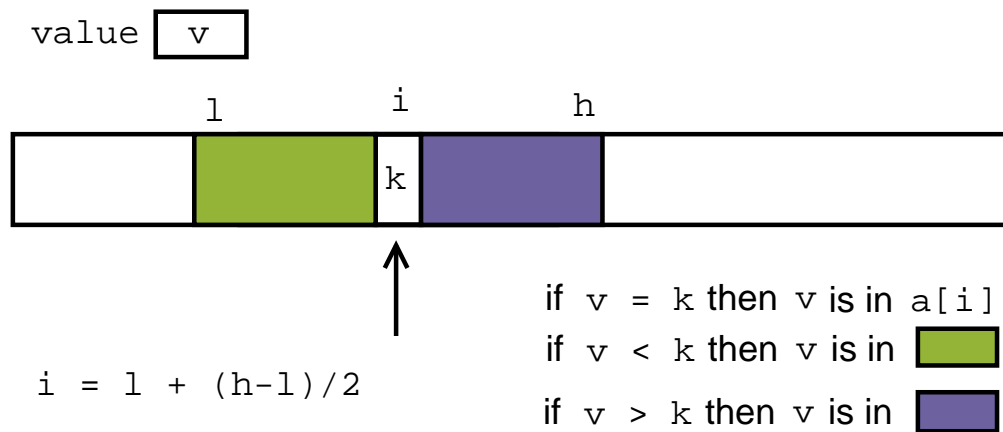
```
int linear_search(int[] a, int value)
{
    int index = 0;
    while (index < a.length) {
        if (value == a[index]) {
            return index;
        }
        index++;
    }
    return -1; // Not found
}
```

- This works for unsorted arrays

---

# Binary search

- But if we know that the array is sorted, we can improve the speed of searching by ignoring parts which do not need to look at.
- If we are looking for a value  $v$  in an array  $a$ , and we have already narrowed down the search space to  $a[1..h]$ , then



---

## Binary search

```
int binary_search(int[] a, int value)
{
    int lower = 0, higher = a.length - 1, index;
    while (lower <= higher) {
        index = lower + (higher - lower) / 2;
        if (value == a[index]) {
            return index;
        }
        else if (value < a[index]) {
            higher = index - 1;
        }
        else { // value > a[index]
            lower = index + 1;
        }
    }
    return -1; // Not found
}
```

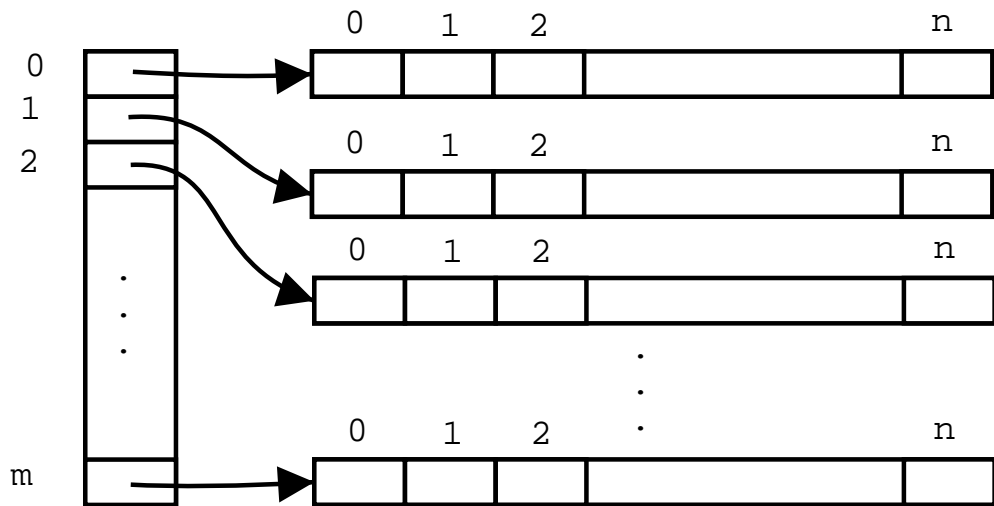
---

## Binary search

```
int binary_search(Movie[] a, String title)
{
    int lower = 0, higher = a.length - 1, index;
    String current_title;
    int comparison;
    while (lower <= higher) {
        index = lower + (higher - lower) / 2;
        current_title = a[index].get_title();
        comparison = title.compareTo(current_title);
        if (comparison == 0) {
            return index;
        }
        else if (comparison < 0) {
            higher = index - 1;
        }
        else { // comparison > 0
            lower = index + 1;
        }
    }
    return -1; // Not found
}
```

---

# Multidimensional arrays



	0	1	2	...	n
0				...	
1				...	
2				...	
...	.	.	.	.	.
...	.	.	.	.	.
...	.	.	.	.	.
m				...	

---

## Multidimensional arrays

- A two-dimensional array is an array of arrays.

```
int[] [] table = new int[5][10];
```

```
for (int row=0; row < table.length; row++)  
    for (int col=0; col < table[row].length; col++)  
        table[row][col] = row * 10 + col;
```

```
for (int row = 0; row < table.length; row++) {  
    for (int col=0; col < table[row].length; col++)  
        System.out.print(table[row][col]+"\t");  
    System.out.println();  
}
```

- A multidimensional array is an n-dimensional array, i.e. an array of arrays of arrays of ...
- Processing nested arrays is commonly done with nested loops.



---

## Multidimensional arrays

- A two-dimensional array can be an array of objects

```
class A { int x; }
```

```
// and in the client
```

```
A[][] table = new A[5][10];
```

```
for (int row=0; row < table.length; row++)
```

```
    for (int col=0; col < table[row].length; col++)
```

```
        table[row][col] = new A();
```

```
        table[row][col].x = row * 10 + col;
```

```
    }
```

```
for (int row = 0; row < table.length; row++) {
```

```
    for (int col=0; col < table[row].length; col++)
```

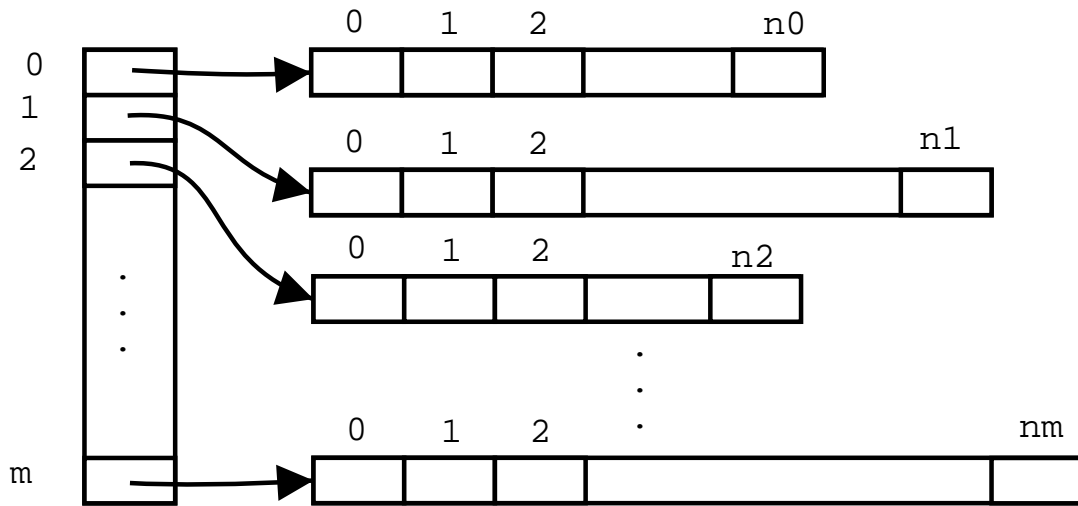
```
        System.out.print(table[row][col].x+"\t");
```

```
        System.out.println();
```

```
}
```

---

# Multidimensional arrays



---

## Multidimensional arrays

- Each row can have different length

```
class A { int x; }
```

```
// and in the client
```

```
A[] [] table = new A[5] [];
```

```
for (int row=0; row < table.length; row++) {
```

```
    table[row] = new A[row];
```

```
    for (int col=0; col < table[row].length; col++)
```

```
        table[row][col] = new A();
```

```
        table[row][col].x = row * 10 + col;
```

```
    }
```

```
}
```

```
for (int row = 0; row < table.length; row++) {
```

```
    for (int col=0; col < table[row].length; col++)
```

```
        System.out.print(table[row][col].x+"\t");
```

```
    System.out.println();
```

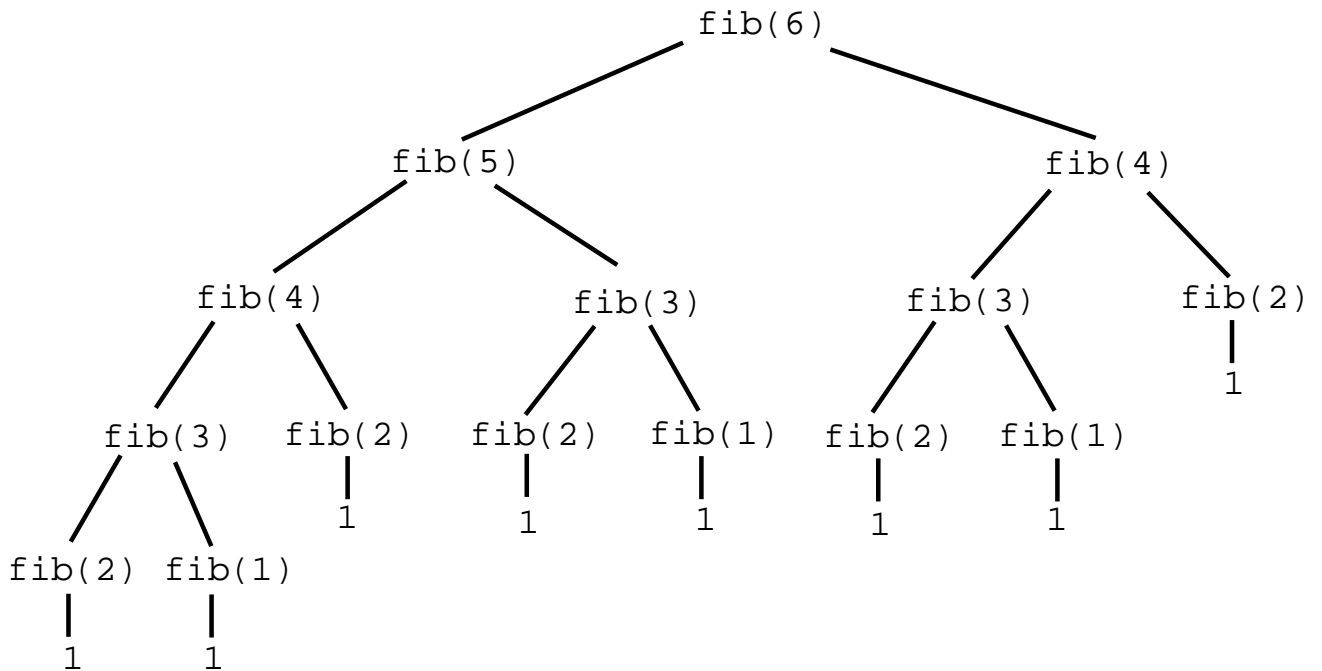
```
}
```

---

# Memoization

- In recursion, we often compute something many times (e.g. fibonacci.)

```
int fib(int n)
{
    if (n <= 1) return 1;
    return fib(n-1)+fib(n-2);
}
```



---

# Memoization

- We can write imperative versions of recursive programs
- A memoized algorithm is an algorithm which uses an array to keep track of partially computed solutions.
- By remembering a previous solution (using memoization,) a recursive algorithm can be rewritten so that if at any point a solution has already been computed, and the recursion requires it again, then it is looked up in the array instead of being recomputed.
- Memoization can be applied when the arguments of the recursive function are natural numbers, or can be associated with natural numbers.
- In the memoized solution, the arguments are going to be indices of the array storing the partial solutions to the recursion.

---

# Memoization

```
int memoized_fib(int n)
{
    if (n <= 1) return 1;
    int[] mem = new int[n+1];
    // mem[i] will contain fib(i)
    mem[0] = 1;
    mem[1] = 1;
    int i = 2;
    while (i <= n) {
        mem[i] = mem[i-1]+mem[i-2];
        i++;
    }
    return mem[n];
}
```

---

# Memoization

- Memoization implies a trade-off: efficiency is gained, but at the cost of taking up more memory space, but the recursive definition might also take up a lot of space, since each recursive call generates a new frame.
- If the recursive function has two parameters, then the memoized version uses a two-dimensional array. In general with n-parameters, the memoized version needs an n-dimensional array.

```
double f(int a, int b)
{
    if (a <= 0) return 2.0;
    else if (b <= 0) return 3.0 * a;
    else return f(a - 1, b) + 5.0 * f(a, b - 1);
}
```

---

## Memoization

```
double memo_f(int a, int b)
{
    double[][] table = new double[a+1][b+1];
    //table[i][j] will contain f(i,j)
    int row = 0, col = 0;
    while (row <= a) {
        col = 0;
        while (col <= b) {
            if (a <= 0) table[row][col] = 2.0;
            else if (b <= 0)
                table[row][col] = 3.0 * row;
            else
                table[row][col] = table[row-1][col]
                    + 5.0 * table[row][col-1];
            col++;
        }
        row++;
    }
    return table[a][b];
}
```

---



---

# Memoization

We can use any part of the solution which has already been computed:

Generalized fibonacci:  $gf(n)$  is the sum of the first  $n-1$  gf numbers: 1, 1, 2, 4, 8, 16, 32, ...

```
int gf(int n)
{
    if (n <= 1) return 1;
    int sum;
    for (int i = 0; i < n; i++)
        sum = sum + gf(i);
    return sum;
}
```

---

# Memoization

```
int memo_gf(int n)
{
    if (n <= 1) return 1;
    int sum;
    int[] table = new int[n+1];
    table[0] = 1;
    table[1] = 1;
    for (int i = 0; i < n; i++)
        sum = sum + table[i];
    return sum;
}
```

---

# Memoization

The Ackermann function

$$A(m, n) = \begin{cases} n + 1 & \text{if } m = 0 \\ A(m - 1, 1) & \text{if } m > 0 \text{ and } n = 0 \\ A(m - 1, A(m, n - 1)) & \text{if } m > 0 \text{ and } n > 0 \end{cases}$$

$A(4,2)$  has 19729 digits!

```
int ack(int m, int n)
{
    if (m == 0) return n + 1;
    if (m > 0 && n == 0) return ack(m-1,1);
    return ack(m-1,ack(m,n-1));
}
```

---

## Memoization

```
int memo_ack(int m, int n)
{
    int[][] table = new int[m+1][n+1];
    for (int j = 0; j <= m; j++) {
        for (int i = 0; i <= n; i++) {
            if (j == 0) table[j][i] = i + 1;
            else if (i == 0)
                table[j][i] = table[j-1][1];
            else
                table[j][i] = table[j-1][table[j][i-1]];
        }
    }
    return table[m][n];
}
```